



# INSTRUCTIONS FOR THE USE OF INTERPRETATION IN STREAMING



Evento organizzato con la collaborazione di:  
*Meeting organized in collaboration with:*

On. Pietro **BARTOLO**



Group of the Progressive Alliance of  
**Socialists & Democrats**  
in the European Parliament



**Crossing  
Dialogues**  
associazione per i dialoghi  
interculturali e interdisciplinari

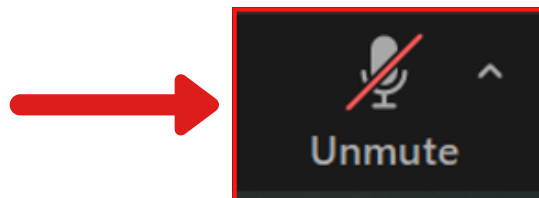
PROJECT SPONSORED BY  
**OPEN SOCIETY FOUNDATIONS**  
[WWW.OPENSOCIETYFOUNDATIONS.ORG](http://WWW.OPENSOCIETYFOUNDATIONS.ORG)  
WITHIN THE MENTAL HEALTH PROGRAM

**ITALIAN** is available on the **KOREAN** channel

We ask all participants, except the individual speaking, to

**DISACTIVATE THEIR MICROPHONES**

to ensure taht the conference audio works properly and facilitate the work of the interpreters



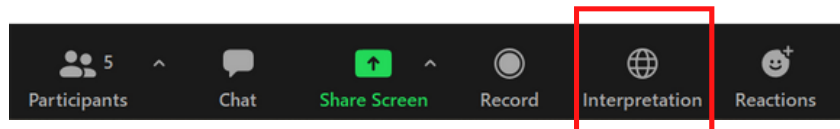
Thank you for your cooperation



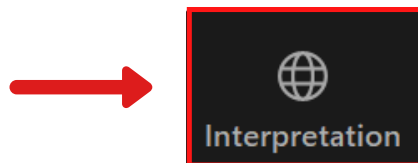
## ITALIAN is available on the KOREAN channel

You need to follow the following simple steps in order to listen to the **translation** during the conference:

- Move the mouse to the **instrument panel** at the bottom:

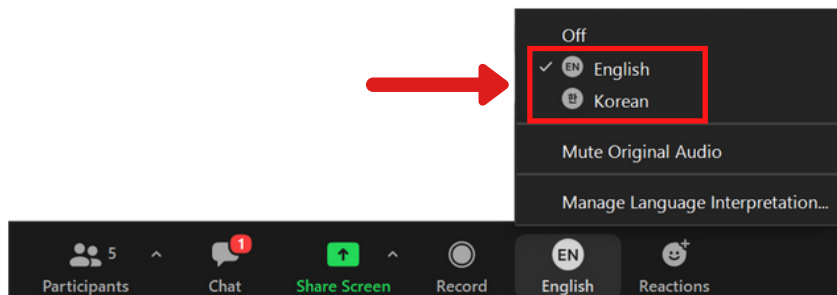


- Click on the "interpretation" icon:

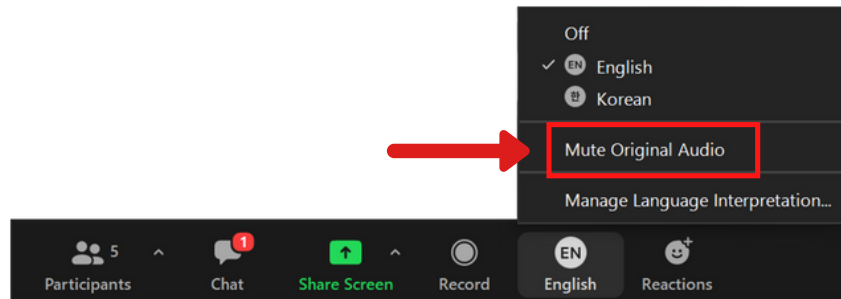


- Select the desired language from the menu that pops-up:

*English to listen to English*  
*Korean to listen to Italian*



- The language selection menu also has a "***mute original audio***" option:



- By activating or deactivating this function you have the possibility to **only listen to the interpreter** or to listen to the **speaker and the interpreter simultaneously**
  
- By selecting the **OFF** button you can follow the conference in the original language without any interpretation:

